

# **Canton Crush** Midget A Tier II 16U **State Champions**



**2009**

[www.92crush.com](http://www.92crush.com)

## Canton Crush 16U 'Midget A' Game Results

Fall 2008/09 Record:

Games vs. Opponent Classifications	GP	W	L	T	Win %	GF	GA	G+/-	GF /gm	GA /gm	G+/- /gm
● Tier II Midget A (16U A, 16U AA)*	40	33	6	1	.838	242	73	+169	6.05	1.83	+4.2
● Tier II Midget AA (18U AA)	11	6	4	1	.591	44	35	+9	4.00	3.18	+0.8
● Tier I Midget Minor AAA (16U AAA)	19	8	9	2	.474	65	66	-1	3.42	3.47	-0.1
● Tier I Bantam Major AAA ('94 AAA)	1	0	0	1	.500	3	3	+0	3.00	3.00	0.0
<b>Overall Total</b>	<b>71</b>	<b>47</b>	<b>19</b>	<b>5</b>	<b>.697</b>	<b>355</b>	<b>177</b>	<b>+178</b>	<b>5.00</b>	<b>2.49</b>	<b>+2.5</b>

\*Some states use a "16U AA" designation for their Tier II 'Midget A' classification (which is equivalent to Michigan's "16U A" designation). The Canton Crush 'Midget A' team is a member of Canton Amateur Hockey Assoc (CAHA) and is registered in the classification of: Tier II Midget A (16U).

**Playoffs** (these individual game results are included above in the Tier II Midget A classification)

● USA National Championship Playoff	5	4	1	0	.800	24	11	+13	4.80	2.20	+2.6
● State Championship Playoff	5	4	1	0	.800	31	11	+20	6.20	2.20	+4.0
● District 4 Playoffs	7	7	0	0	1.000	62	8	+54	8.86	1.14	+7.7

**Tournaments** (these individual game results are included above in their corresponding opponent classifications)

● Little Caesars Motor City Cup (AAA)	6	4	1	1	.750	30	15	+15	5.00	2.50	+2.5
● Midland Silver Stick Tourn. (16U A)	5	3	1	1	.700	37	12	+25	7.40	2.40	+5.0
● Buffalo Regals Midget Select (AAA)	4	2	1	1	.625	14	11	+3	3.50	2.75	+0.8
● Honeybaked Christmas Tourn. (AAA)	5	3	2	0	.600	16	15	+1	3.20	3.00	+0.2
● Team Illinois Thanksgiving Inv. (AAA)	4	0	4	0	.000	5	16	-11	1.25	4.00	-2.8

## Canton Crush 'Midget A' 16U Roster

( Players listed alphabetically by position )

#	Centers	#	Defensemen	#	Goaltenders
48	Sean Gaffney	40	Justin Bauer	30	Steven Manser
15	Kevin Hoyle	16	Bryce Connor	31	Steve Zavori
		13	Alec Gilo		
#	Forwards	12	Kyle Korte	Coaching Staff	
81	Ryan Bauer	21	Alex Miller	Ken Gaffney (Head Coach)	
4	John Hickman	18	Cole Shrader	Mark Korte (Interim Head Coach)	
61	Yanni Kefallinos			Sam Hoyle (Asst. Coach)	
17	Ryan Nick			Craig Manser (Asst. Coach)	
11	Vince Rossi			John Rossi (Asst. Coach)	
26	Colin Wright			Michelle Bauer (Manager)	

## Sean Gaffney #48



**Position:** Center  
**Shoots:** Left  
**Height:** 6' 0"  
**Weight:** 145 lbs.  
**Birth Date:** 9/29/1992  
**Hometown:** Plymouth, MI  
**Previous Team:** Canton Crush  
**Parent Contact:** Ken Gaffney  
[kgaffney8@yahoo.com](mailto:kgaffney8@yahoo.com)




**School:** Catholic Central High School  
**Fall 2008 Class:** Sophomore **Graduation Yr:** 2011 **GPA:** 4.04  
**Other Sports:** Baseball

"I understand the concepts of dedication, effort and skills development. I apply those concepts in my school and sport activities. I seek to be recognized as a competitor who is also consistent in his efforts. I will draw on these attributes to provide me opportunities both in my sporting and educational endeavors."

#	Name	GP	G	A	Pts	+/-	GW	PIM	Sh	Sh%	BlkSh	FO%
48	S. Gaffney	71	54	66	120	+76	10	48	199	27%	15	60%

GP=Games Played | G=Goals | A=Assists | Pts=Points | +/- =Plus/Minus | GW=Game Winning Goals | PIM=Penalty Minutes | Sh=Shots | Sh%=Shooting % | BlkSh=Blocked Shots | FO%=Face-Off Win% | nm=not meaningful for position or not enough attempts |

## Kevin Hoyle #15



**Position:** Center  
**Shoots:** Left  
**Height:** 5' 9"  
**Weight:** 150 lbs.  
**Birth Date:** 4/13/1992  
**Hometown:** Maumee, OH  
**Previous Team:** Canton Crush  
**Parent Contact:** Sam or Darlene Hoyle  
[dhoyle@hicwilco.com](mailto:dhoyle@hicwilco.com) (Sam)  
[dhoyle@toledoclinic.com](mailto:dhoyle@toledoclinic.com) (Darlene)



**School:** Anthony Wayne High School  
**Fall 2008 Class:** Junior **Graduation Yr:** 2010 **GPA:** 4.10  
**Other Sports:** Golf

#	Name	GP	G	A	Pts	+/-	GW	PIM	Sh	Sh%	BlkSh	FO%
15	K. Hoyle	70	35	73	108	+57	6	110	176	20%	12	62%

GP=Games Played | G=Goals | A=Assists | Pts=Points | +/- =Plus/Minus | GW=Game Winning Goals | PIM=Penalty Minutes | Sh=Shots | Sh%=Shooting % | BlkSh=Blocked Shots | FO%=Face-Off Win% | nm=not meaningful for position or not enough attempts |

## Ryan Bauer #81



**Position:** Forward  
**Shoots:** Left  
**Height:** 6' 0"  
**Weight:** 145 lbs.  
**Birth Date:** 1/11/1992  
**Hometown:** Canton, MI  
**Previous Team:** Canton Crush  
**Parent Contact:** Patrick or Michelle Bauer  
[pbauer@visteon.com](mailto:pbauer@visteon.com) (Patrick)  
[micbauer@comcast.net](mailto:micbauer@comcast.net) (Michelle)



**School:** Plymouth High School  
**Fall 2008 Class:** Junior **Graduation Yr:** 2010 **GPA:** 3.50  
**Other Sports:** Golf

#	Name	GP	G	A	Pts	+/-	GW	PIM	Sh	Sh%	BlkSh	FO%
81	R. Bauer	70	45	28	73	+58	5	48	158	29%	9	41%

GP=Games Played | G=Goals | A=Assists | Pts=Points | +/- =Plus/Minus | GW=Game Winning Goals | PIM=Penalty Minutes | Sh=Shots | Sh%=Shooting % | BlkSh=Blocked Shots | FO%=Face-Off Win% | nm=not meaningful for position or not enough attempts

## John Hickman #4



**Position:** Forward  
**Shoots:** Left  
**Height:** 5' 8"  
**Weight:** 155  
**Birth Date:** 2/23/1993  
**Hometown:** West Bloomfield, MI  
**Previous Team:** Victory Honda AAA  
**Parent Contact:** Rick or Vicki Hickman  
[rick12345@comcast.net](mailto:rick12345@comcast.net) (Rick)  
[vhickman@comcast.net](mailto:vhickman@comcast.net) (Vicki)



**School:** Brother Rice High School  
**Fall 2008 Class:** Sophomore **Graduation Yr:** 2011 **GPA:**

"Impossible is a big word thrown around by little men who find it easier to live in the world they've been given than to explore the power they have to change it. Impossible is not a fact. It's an opinion. Impossible is not a declaration. It's a dare. Impossible is potential. Impossible is temporary. Impossible is nothing."

#	Name	GP	G	A	Pts	+/-	GW	PIM	Sh	Sh%	BlkSh	FO%
4	J. Hickman	69	34	34	68	+54	3	91	213	16%	11	49%

GP=Games Played | G=Goals | A=Assists | Pts=Points | +/- =Plus/Minus | GW=Game Winning Goals | PIM=Penalty Minutes | Sh=Shots | Sh%=Shooting % | BlkSh=Blocked Shots | FO%=Face-Off Win% | nm=not meaningful for position or not enough attempts

## Yanni Kefallinos #61



**Position:** Forward  
**Shoots:** Right  
**Height:** 5' 9"  
**Weight:** 150 lbs.  
**Birth Date:** 5/03/1992  
**Hometown:** Livonia, MI  
**Previous Team:** Livonia Stevenson HS Varsity  
**Parent Contact:** Julius or Shari Kefallinos  
[juliusk105@msn.com](mailto:juliusk105@msn.com)



**School:** Stevenson High School  
**Fall 2008 Class:** Junior **Graduation Yr:** 2010 **GPA:**  
**Other Sports:**


#	Name	GP	G	A	Pts	+/-	GW	PIM	Sh	Sh%	BlkSh	FO%
61	Y. Kefallinos	66	16	27	43	+38	1	106	109	15%	9	57%

GP=Games Played | G=Goals | A=Assists | Pts=Points | +/- =Plus/Minus | GW=Game Winning Goals | PIM=Penalty Minutes | Sh=Shots |  
 Sh%=Shooting % | BlkSh=Blocked Shots | FO%=Face-Off Win% | nm=not meaningful for position or not enough attempts |

## Ryan Nick #17



**Position:** Forward  
**Shoots:** Left  
**Height:** 5' 10"  
**Weight:** 160 lbs.  
**Birth Date:** 5/13/1993  
**Hometown:** Plymouth, MI  
**Previous Team:** Victory Honda AAA  
**Parent Contact:** Dave Nick  
[dgnick@comcast.net](mailto:dgnick@comcast.net)



**School:** Plymouth High School  
**Fall 2008 Class:** Sophomore **Graduation Yr:** 2011 **GPA:** 3.50  
**Other Sports:** Baseball  
**Other Interests:**

#	Name	GP	G	A	Pts	+/-	GW	PIM	Sh	Sh%	BlkSh	FO%
17	R. Nick	68	32	45	77	+41	5	71	131	24%	13	56%

GP=Games Played | G=Goals | A=Assists | Pts=Points | +/- =Plus/Minus | GW=Game Winning Goals | PIM=Penalty Minutes | Sh=Shots |  
 Sh%=Shooting % | BlkSh=Blocked Shots | FO%=Face-Off Win% | nm=not meaningful for position or not enough attempts |

**Vincent A. Rossi #11**

**"Vinny"**



**Position:** Forward  
**Shoots:** Right  
**Height:** 5' 4"  
**Weight:** 155 lbs.  
**Birth Date:** 1/02/1992  
**Hometown:** Milford, MI  
**Previous Team:** Canton Crush  
**Parent Contact:** John or Laurie Rossi  
[john.rossi@gm.com](mailto:john.rossi@gm.com) (John)  
[lrossiemb@aol.com](mailto:lrossiemb@aol.com) (Laurie)



**School:** Milford High School  
**Fall 2008 Class:** Junior **Graduation Yr:** 2010 **GPA:** 3.10  
**Other Sports:** Football  
**Other Interests:** collecting sports memorabilia

#	Name	GP	G	A	Pts	+/-	GW	PIM	Sh	Sh%	BlkSh	FO%
11	V. Rossi	63	51	49	100	+71	7	112	173	30%	14	44%

GP=Games Played | G=Goals | A=Assists | Pts=Points | +/- =Plus/Minus | GW=Game Winning Goals | PIM=Penalty Minutes | Sh=Shots | Sh%=Shooting % | BlkSh=Blocked Shots | FO%=Face-Off Win% | nm=not meaningful for position or not enough attempts |

**Colin Wright #26**



**Position:** Left Wing  
**Shoots:** Left  
**Height:** 5' 7"  
**Weight:** 140 lbs.  
**Birth Date:** 5/18/1992  
**Hometown:** Canton, MI  
**Previous Team:** Canton Crush  
**Parent Contact:** Jim or Denise Wright  
[jwright1@dmc.org](mailto:jwright1@dmc.org) (Jim)  
[dwright102761@yahoo.com](mailto:dwright102761@yahoo.com) (Denise)



**School:** Plymouth High School  
**Fall 2008 Class:** Junior **Graduation Yr:** 2010 **GPA:** 3.50  
**Other Sports:** Basketball, Gold Badminton

#	Name	GP	G	A	Pts	+/-	GW	PIM	Sh	Sh%	BlkSh	FO%
26	C. Wright	66	30	18	48	+41	6	118	124	24%	11	33%

GP=Games Played | G=Goals | A=Assists | Pts=Points | +/- =Plus/Minus | GW=Game Winning Goals | PIM=Penalty Minutes | Sh=Shots | Sh%=Shooting % | BlkSh=Blocked Shots | FO%=Face-Off Win% | nm=not meaningful for position or not enough attempts |

**Justin Bauer #40**

**"JB"**



**Position:** Defense  
**Shoots:** Right  
**Height:** 5' 10"  
**Weight:** 135 lbs.  
**Birth Date:** 10/22/1993  
**Hometown:** Canton, MI  
**Previous Team:** Victory Honda AAA  
**Parent Contact:** Patrick or Michelle Bauer  
[pbauer@visteon.com](mailto:pbauer@visteon.com) (Patrick)  
[micbauer@comcast.net](mailto:micbauer@comcast.net) (Michelle)



**School:** Plymouth High School  
**Fall 2008 Class:** Sophomore **Graduation Yr:** 2011 **GPA:** 4.00  
**Other Sports:** Golf

#	Name	GP	G	A	Pts	+/-	GW	PIM	Sh	Sh%	BlkSh	FO%
40	J. Bauer	71	3	28	31	+74	0	14	98	3%	62	-

GP=Games Played | G=Goals | A=Assists | Pts=Points | +/- =Plus/Minus | GW=Game Winning Goals | PIM=Penalty Minutes | Sh=Shots | Sh%=Shooting % | BlkSh=Blocked Shots | FO%=Face-Off Win% | nm=not meaningful for position or not enough attempts |

**Bryce Connor #16**



**Position:** Defense  
**Shoots:** Right  
**Height:** 5' 6"  
**Weight:** 135 lbs.  
**Birth Date:** 9/28/1992  
**Hometown:** Sylvania, OH  
**Previous Team:** Canton Crush  
**Parent Contact:** Gary or Martha Connor  
[wscottconnor@sbcglobal.net](mailto:wscottconnor@sbcglobal.net) (Gary)  
[connor5syl@aol.com](mailto:connor5syl@aol.com) (Martha)



**School:** St. Francis de Salles High School  
**Fall 2008 Class:** Sophomore **Graduation Yr:** 2011 **GPA:** 3.30  
**Other Sports:** Lacrosse, Golf  
**Other Interests:** music

#	Name	GP	G	A	Pts	+/-	GW	PIM	Sh	Sh%	BlkSh	FO%
16	B. Connor	65	5	11	16	+29	0	144	66	8%	26	-

GP=Games Played | G=Goals | A=Assists | Pts=Points | +/- =Plus/Minus | GW=Game Winning Goals | PIM=Penalty Minutes | Sh=Shots | Sh%=Shooting % | BlkSh=Blocked Shots | FO%=Face-Off Win% | nm=not meaningful for position or not enough attempts |

## Alec Gilo #13



**Position:** Defense  
**Shoots:** Left  
**Height:** 5' 11"  
**Weight:** 210 lbs.  
**Birth Date:** 1/29/1992  
**Hometown:** Plymouth, MI  
**Previous Team:** Canton Crush  
**Parent Contact:** Steve or Sara Gilo  
[ssanng@comcast.net](mailto:ssanng@comcast.net)



**School:** Canton High School  
**Fall 2008 Class:** Junior **Graduation Yr:** 2010 **GPA:** 2.60  
**Other Sports:** Football, Lacrosse  
**Other Interests:** snowboarding

#	Name	GP	G	A	Pts	+/-	GW	PIM	Sh	Sh%	BlkSh	FO%
13	A. Gilo	51	19	16	35	+56	2	185	129	15%	39	-

GP=Games Played | G=Goals | A=Assists | Pts=Points | +/- =Plus/Minus | GW=Game Winning Goals | PIM=Penalty Minutes | Sh=Shots | Sh%=Shooting % | BlkSh=Blocked Shots | FO%=Face-Off Win% | nm=not meaningful for position or not enough attempts

## Kyle Korte #12



**Position:** Defense  
**Shoots:** Right  
**Height:** 5' 10"  
**Weight:** 160 lbs.  
**Birth Date:** 1/12/1992  
**Hometown:** Canton, MI  
**Previous Team:** Canton Crush  
**Parent Contact:** Mark Korte  
[makorte@comcast.net](mailto:makorte@comcast.net) (work)  
[mark.korte@comcast.net](mailto:mark.korte@comcast.net) (home)



**School:** Canton High School  
**Fall 2008 Class:** Junior **Graduation Yr:** 2010 **GPA:** 3.70  
 National Honor Society (NHS), DECA a business/marketing club  
**Other Sports:** Baseball, Golf  
**Other Interests:**

#	Name	GP	G	A	Pts	+/-	GW	PIM	Sh	Sh%	BlkSh	FO%
12	K. Korte	68	6	30	36	+53	0	118	94	6%	47	-

GP=Games Played | G=Goals | A=Assists | Pts=Points | +/- =Plus/Minus | GW=Game Winning Goals | PIM=Penalty Minutes | Sh=Shots | Sh%=Shooting % | BlkSh=Blocked Shots | FO%=Face-Off Win% | nm=not meaningful for position or not enough attempts

## Alex Miller #21



**Position:** Defense  
**Shoots:** Right  
**Height:** 6' 0"  
**Weight:** 170 lbs.  
**Birth Date:** 5/26/1993  
**Hometown:** Ann Arbor, MI  
**Previous Team:** Belle Tire AAA  
**Parent Contact:** Kurt Miller  
[kurt@axelproducts.com](mailto:kurt@axelproducts.com)



**School:** Pioneer High School, Ann Arbor  
**Fall 2008 Class:** Sophomore **Graduation Yr:** 2011 **GPA:** 3.70  
**Other Sports:** Baseball

#	Name	GP	G	A	Pts	+/-	GW	PIM	Sh	Sh%	BlkSh	FO%
21	A. Miller	70	7	14	21	+49	2	58	37	19%	11	-

GP=Games Played | G=Goals | A=Assists | Pts=Points | +/- =Plus/Minus | GW=Game Winning Goals | PIM=Penalty Minutes | Sh=Shots |  
 Sh%=Shooting % | BlkSh=Blocked Shots | FO%=Face-Off Win% | nm=not meaningful for position or not enough attempts |

## Cole Shrader #18



**Position:** Defense  
**Shoots:** Right  
**Height:** 5' 11"  
**Weight:** 155 lbs.  
**Birth Date:** 6/02/1993  
**Hometown:** Sylvania, OH  
**Previous Team:** Toledo  
**Parent Contact:** John Shrader  
[john.shrader@shrader.biz](mailto:john.shrader@shrader.biz)



**School:** St. Francis de Sales High School  
**Fall 2008 Class:** Sophomore **Graduation Yr:** 2011 **GPA:**  
**Other Sports:**

#	Name	GP	G	A	Pts	+/-	GW	PIM	Sh	Sh%	BlkSh	FO%
18	C. Shrader	65	2	17	19	+33	0	94	65	3%	22	-

GP=Games Played | G=Goals | A=Assists | Pts=Points | +/- =Plus/Minus | GW=Game Winning Goals | PIM=Penalty Minutes | Sh=Shots |  
 Sh%=Shooting % | BlkSh=Blocked Shots | FO%=Face-Off Win% | nm=not meaningful for position or not enough attempts |

## Steven Manser #30



**Position:** Goaltender  
**Catches:** Left  
**Height:** 6' 0"  
**Weight:** 156 lbs.  
**Birth Date:** 2/01/1992  
**Hometown:** Canton, MI  
**Previous Team:** Canton Crush  
**Parent Contact:** Craig Manser  
[cmanser@ibexagency.com](mailto:cmanser@ibexagency.com)



**School:** Salem High School  
**Fall 2008 Class:** Junior **Graduation Yr:** 2010 **GPA:**  
**Other Sports:** Baseball, Golf  
**Other Interests:**


#	Name	GP	Min	W	L	T	SO	GA	GAA	SF	SV	SV%
vs. Tier II 16U Midget A Opponents												
30	S. Manser	23	1059	15	4	1	3	44	1.99	395	351	88.9%
vs. All Opponents (Tier I 16U AAA, Tier II 18U Midget AA, Tier II 16U Midget A)												
30	S. Manser	41	1752	23	8	4	4	91	2.49	773	682	88.2%

GP=Games Played in | Min=Minutes Played | W=Win | L=Loss | T=Tie | SO=Shutout | GA=Goals Against | GAA=Goals Against Avg. |  
 SF=Shots Faced | SV=Saves | SV%=Save Percentage

## Steve Zavori #31



**Position:** Goaltender  
**Catches:** Left  
**Height:** 6' 1"  
**Weight:** 164 lbs.  
**Birth Date:** 9/11/1992  
**Hometown:** Beverly Hills, MI  
**Previous Team:** Canton Crush  
**Parent Contact:** Steve Zavori Sr.  
[szavori@voyagerweb.com](mailto:szavori@voyagerweb.com)



**School:** Birmingham Seaholm High School  
**Fall 2008 Class:** Junior **Graduation Yr:** 2010 **GPA:** 3.70  
**Other Sports:** Golf  
**Other Interests:** snowboarding

#	Name	GP	Min	W	L	T	SO	GA	GAA	SF	SV	SV%
vs. Tier II 16U Midget A Opponents												
31	S. Zavori	20	892	18	2	0	5	29	1.56	373	344	92.2%
vs. All Opponents (Tier I 16U AAA, Tier II 18U Midget AA, Tier II 16U Midget A)												
31	S. Zavori	40	1721	24	11	1	7	85	2.37	870	785	90.2%

GP=Games Played in | Min=Minutes Played | W=Win | L=Loss | T=Tie | SO=Shutouts | GA=Goals Against | GAA=Goals Against Avg. |  
 SF=Shots Faced | SV=Saves | SV%=Save Percentage

## Canton Crush 'Midget A' 16U Player Stats

(Players listed alphabetically by position)

#	Centers:	GP	PP	G	A	Pts	P/Gm	+/-	GWG	SOG	Sh%	FO	FOW%	BkSh	PIM
48	Sean Gaffney	71	213	54	66	120	1.7	+76	10	199	27%	1303	60%	15	48
15	Kevin Hoyle	70	207	35	73	108	1.6	+57	6	176	20%	1112	62%	12	110
#	Forwards:	GP	PP	G	A	Pts	PPG	+/-	GWG	SOG	Sh%	FO	FOW%	BkSh	PIM
81	Ryan Bauer	70	208	45	28	73	1.1	+58	5	158	29%	17	41%	9	48
4	John Hickman	69	205	34	34	68	1.0	+54	3	213	16%	115	49%	11	91
61	Yanni Kefallinos	66	197	16	27	43	0.7	+38	1	109	15%	51	57%	9	106
17	Ryan Nick	68	204	32	45	77	1.1	+41	5	131	24%	244	56%	13	71
11	Vince Rossi	63	189	51	49	100	1.6	+71	7	173	30%	101	44%	14	112
26	Colin Wright	66	190	30	18	48	0.8	+41	6	124	24%	61	33%	11	118
#	Defensemen:	GP	PP	G	A	Pts	PPG	+/-	GWG	SOG	Sh%	FO	FOW%	BkSh	PIM
40	Justin Bauer	71	213	3	28	31	0.4	+74	0	98	3%	-	-	62	14
16	Bryce Connor	65	194	5	11	16	0.2	+29	0	66	8%	-	-	26	144
13	Alec Gilo	51	151	19	16	35	0.7	+56	2	129	15%	-	-	39	185
12	Kyle Korte	68	204	6	30	36	0.5	+53	0	94	6%	-	-	47	118
21	Alex Miller	70	210	7	14	21	0.3	+49	2	37	19%	-	-	11	58
18	Cole Shrader	65	195	2	17	19	0.3	+33	0	65	3%	-	-	22	94
-	Others (left team)	20	59	15	20	35	0.8	26	0	79	18%	237	50%	24	44
		GP	PP	G	A	Pts	PPG	+/-	GWG	SOG	Sh%	FO	FOW%	BkSh	PIM
<b>Team Totals</b>		71	213	354	476	830	12.0	+761	47	1851	19%	3241	58%	325	1361
<b>Team Avg/Player</b>		66	199	24	33	57	0.9	+53	-	127	19%	-	-	22	94

GP=Games Played | PP=Periods Played | G=Goals Scored | A=Assists | Pts=Total Points | P/Gm=Points Per Game Avg | +/- =Plus/Minus | GWG=Game Winning Goals | PIM=Penalty Minutes | SOG=Shots On Goal | Sh%=Shooting% (G/SOG) | FO=Total Face-Offs | FOW%=Face-Offs Win% | BkSh=Blocked Shots |

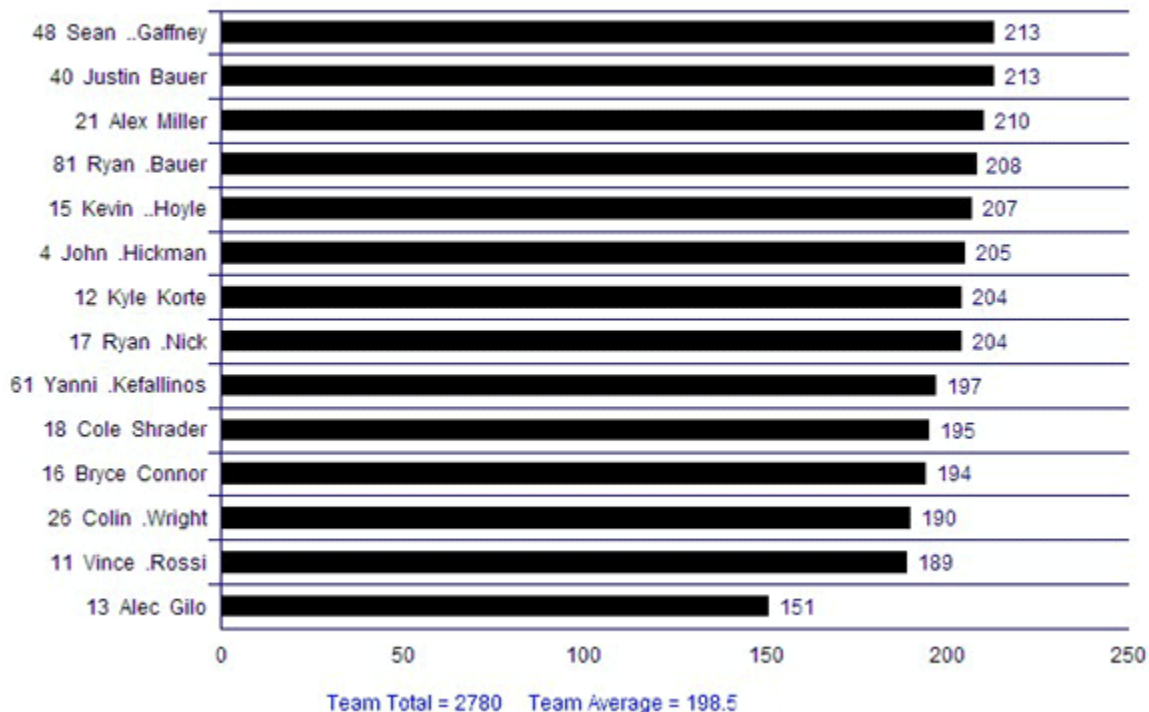
## Canton Crush 'Midget A' 16U Goaltender Stats

#	Goaltenders:	GP	PP	Min	W	L	T	SO	ShF	ShFG	GA	Sv	GAA	Sv%
30	Steven Manser	35.7	107	1752	23	8	4	4	773	21	91	682	2.49	88.2%
31	Steve Zavori	35.3	106	1721	24	11	1	7	870	24	85	785	2.37	90.2%
		GP	PP	Min	W	L	T	SO	ShF	ShFG	GA	Sv	GAA	Sv%
<b>Canton Crush Goalies Total</b>		71	213	3473	47	19	5	11	1643	23	176	1467	2.43	89.3%
<b>Opposition Goalies Total</b>		71	213	3473	19	47	5	3	1851	26	351	1500	4.85	81.0%

GP=Games Played | PP=Periods Played | Min=Minutes Played | W=Win | L=Loss | T=Tie | SO=Shutout | ShF=Shots Faced | ShFG=Shots Faced per Game | GA=Goals Against | Sv=Saves | GAA=Goals Against Avg | Sv%=Save Percentage |

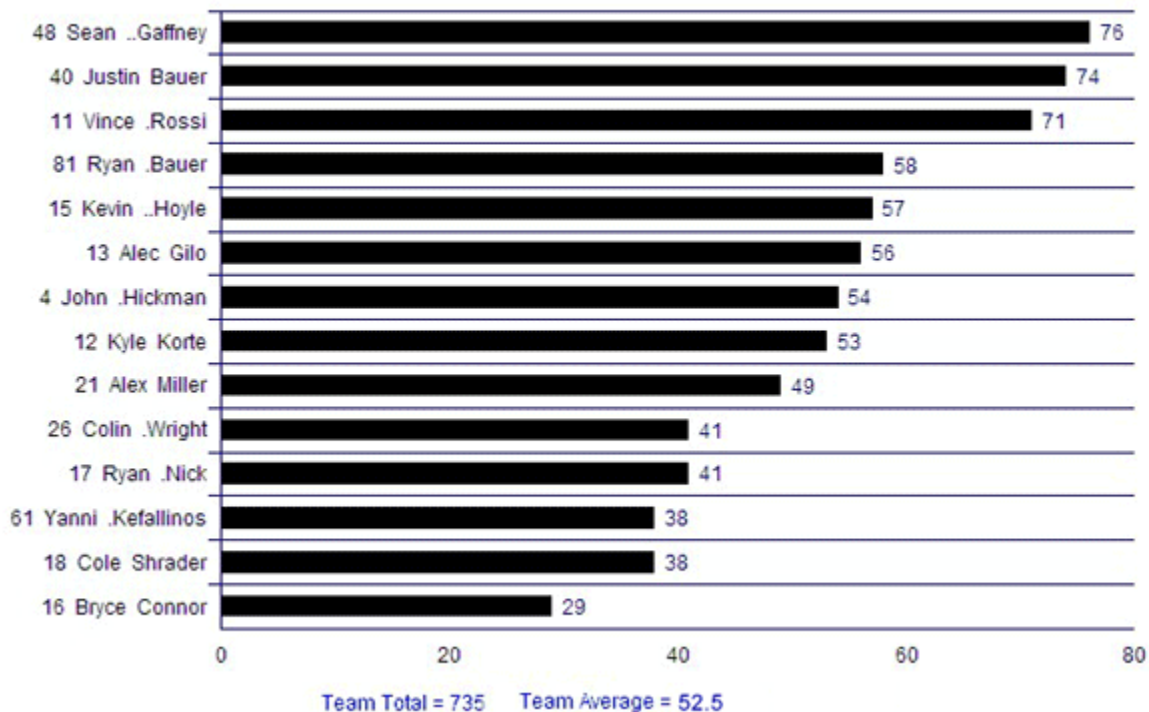
## Periods Played

71 Games with All Teams from Sep 12 2008 to Apr 04 2009



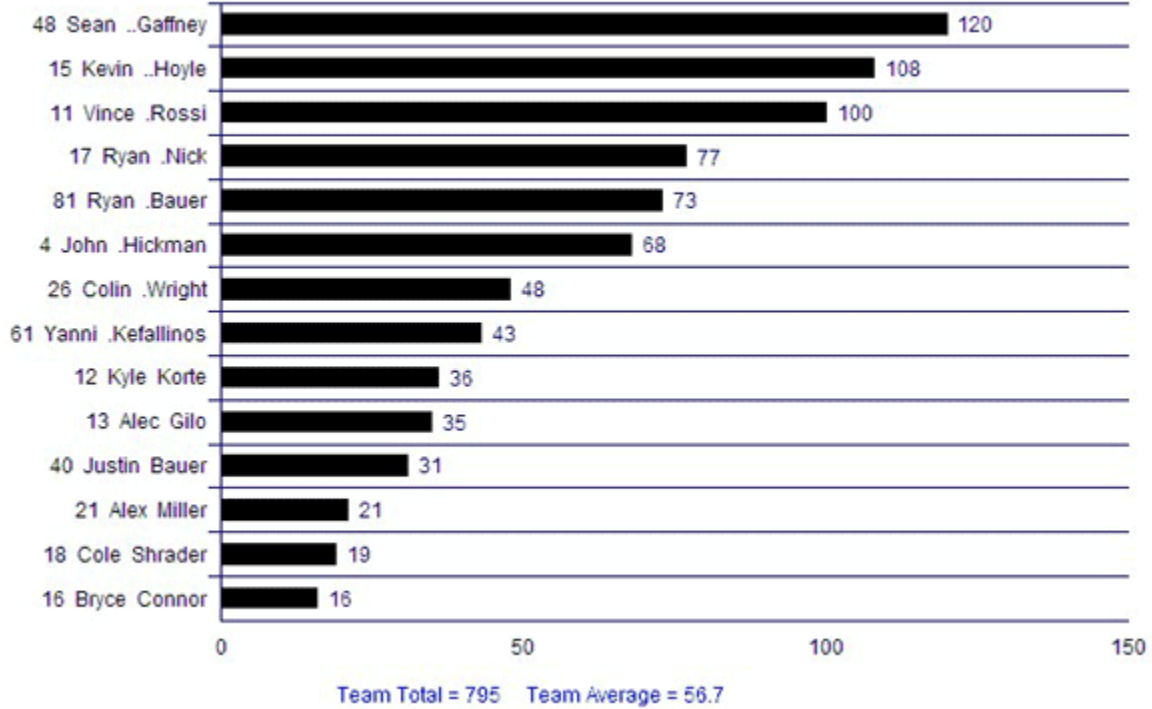
## Plus/Minus

71 Games with All Teams from Sep 12 2008 to Apr 04 2009



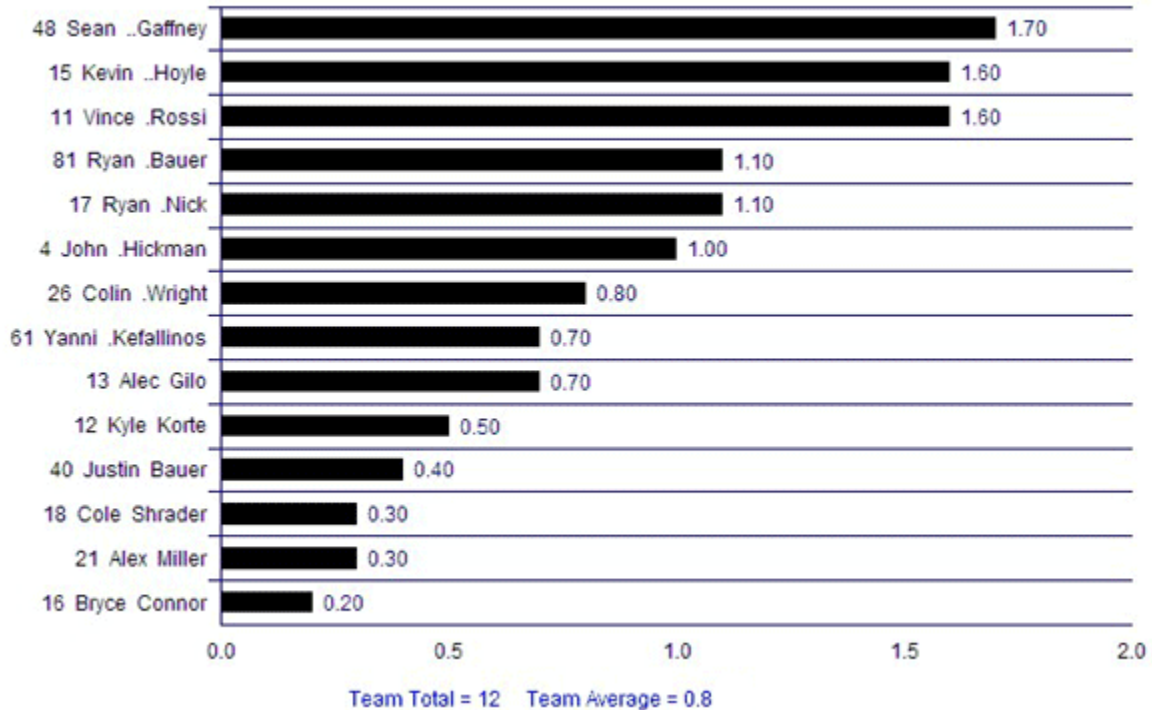
## Total Points

71 Games with All Teams from Sep 12 2008 to Apr 04 2009



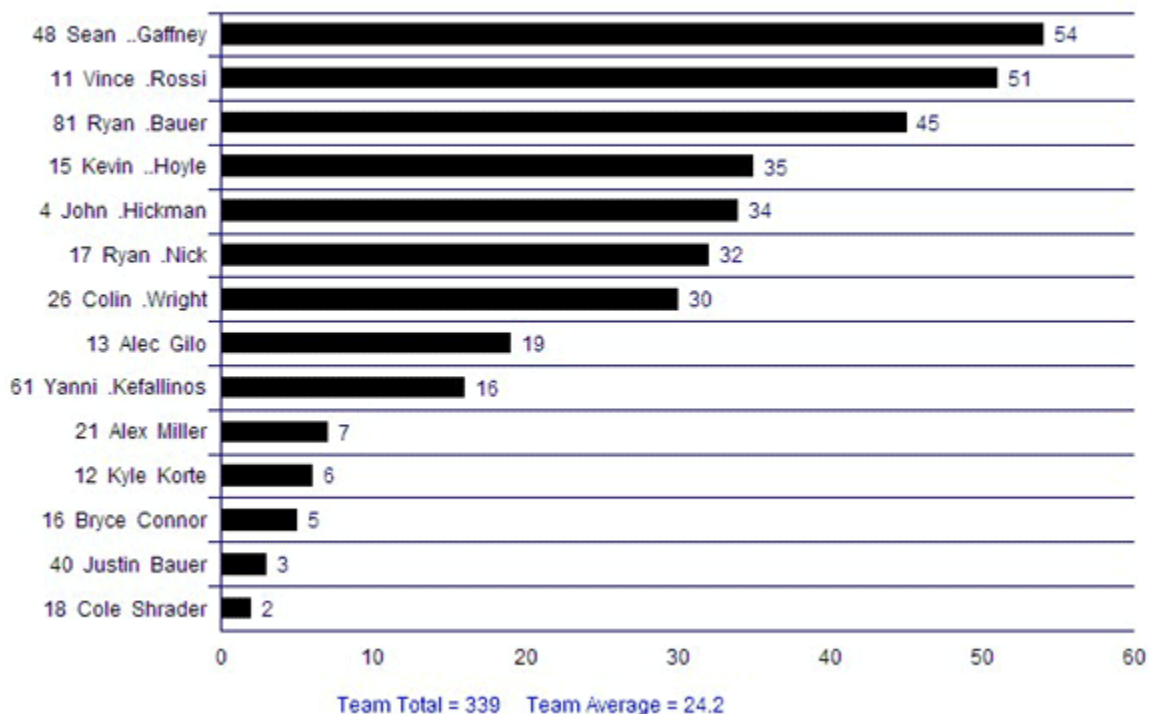
## Points per Game Avg.

71 Games with All Teams from Sep 12 2008 to Apr 04 2009



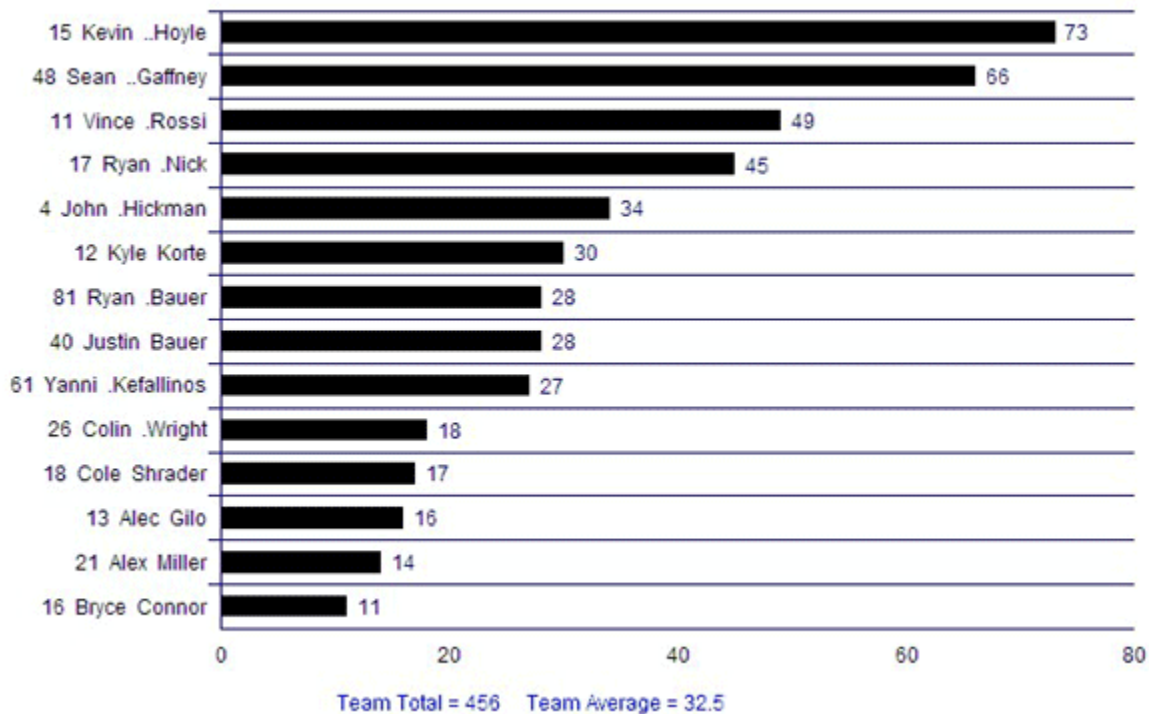
## Total Goals Scored

71 Games with All Teams from Sep 12 2008 to Apr 04 2009



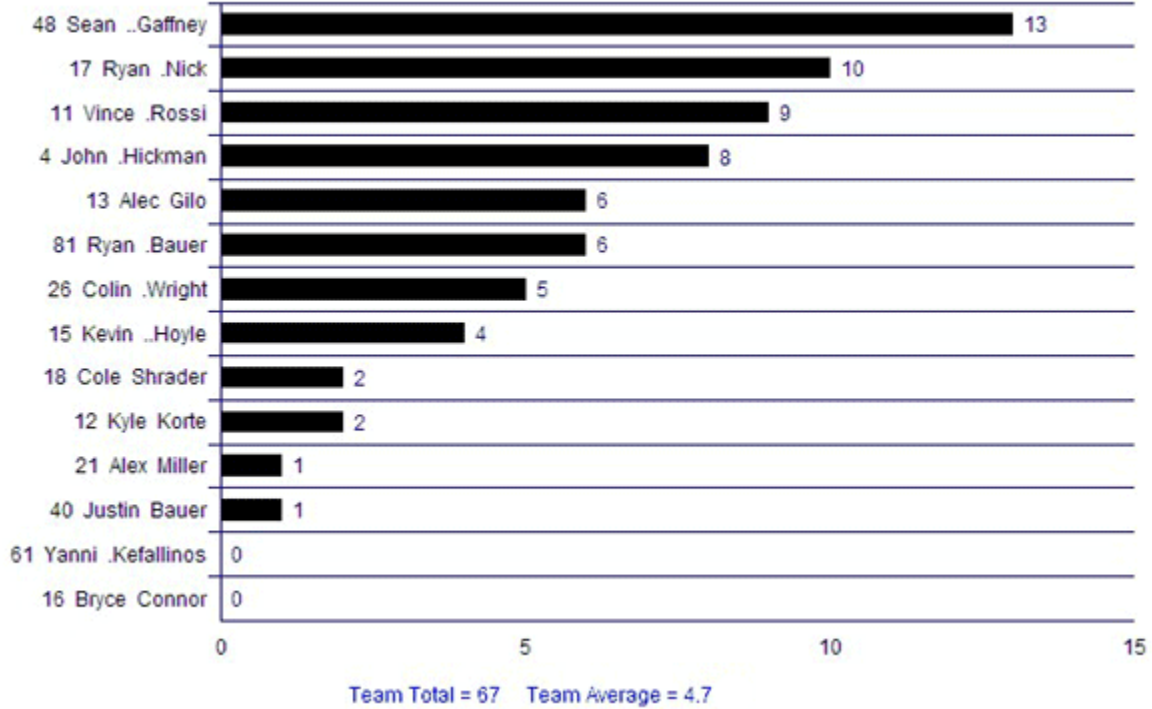
## Total Assists

71 Games with All Teams from Sep 12 2008 to Apr 04 2009



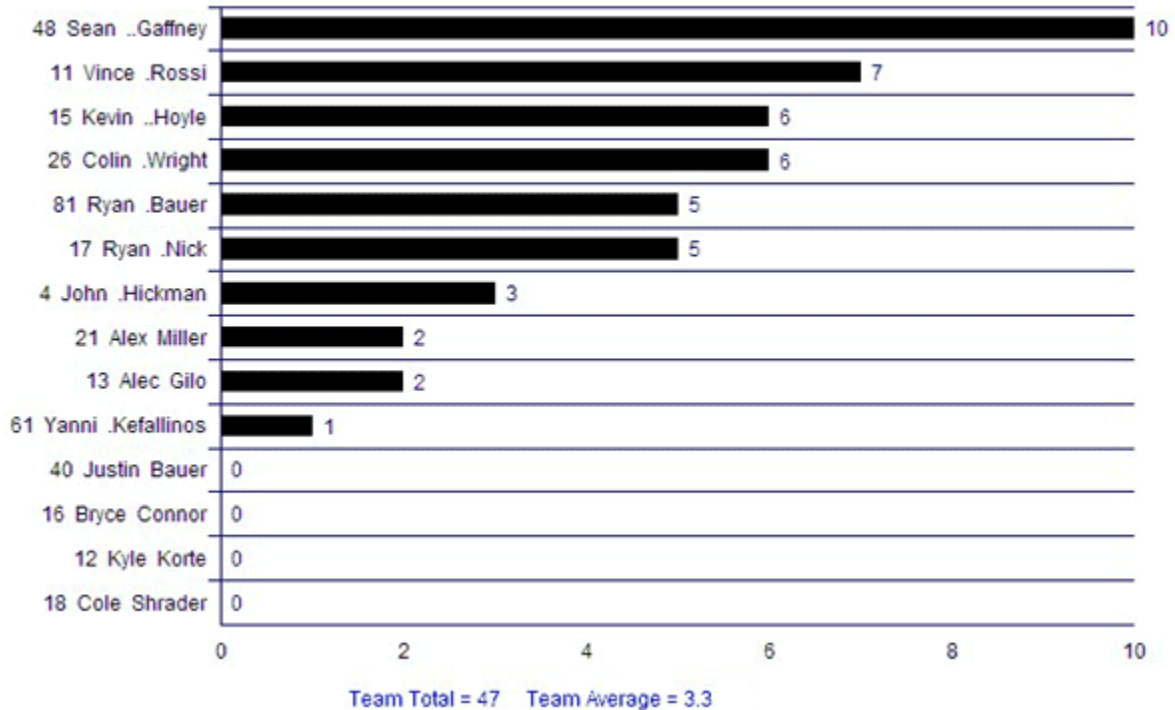
## Power-Play Goals Scored

71 Games with All Teams from Sep 12 2008 to Apr 04 2009



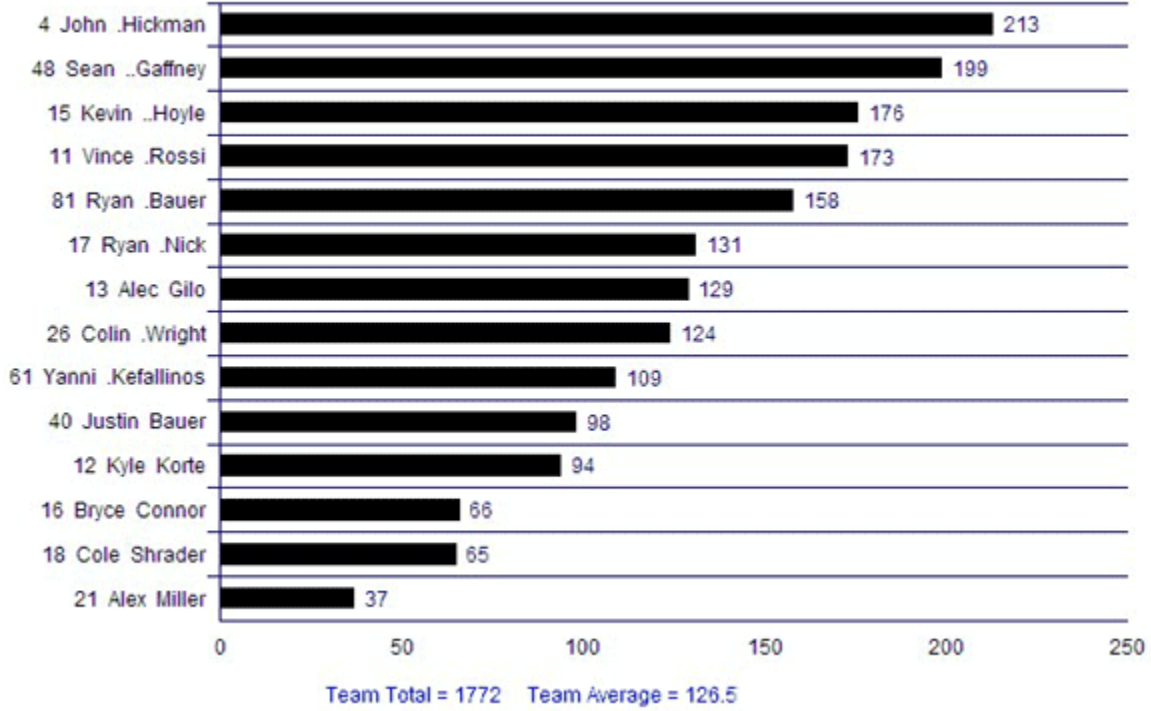
## Game Winning Goals (GWG) Scored

71 Games with All Teams from Sep 12 2008 to Apr 04 2009



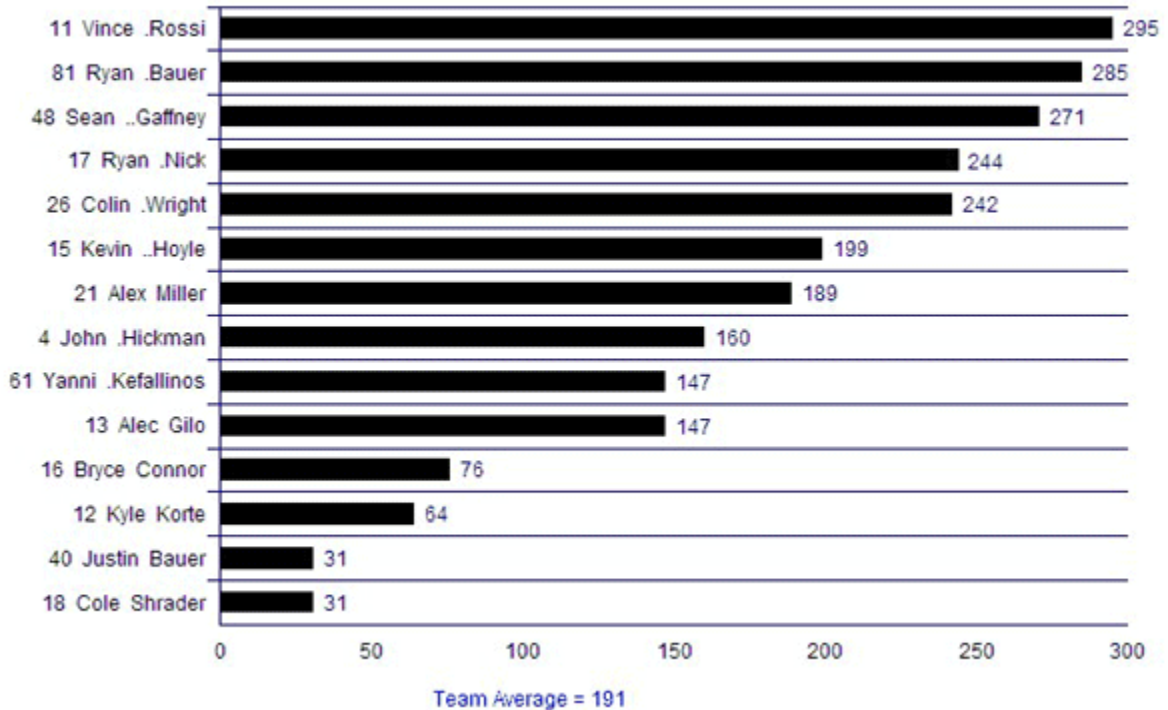
## Shots on Goal

71 Games with All Teams from Sep 12 2008 to Apr 04 2009



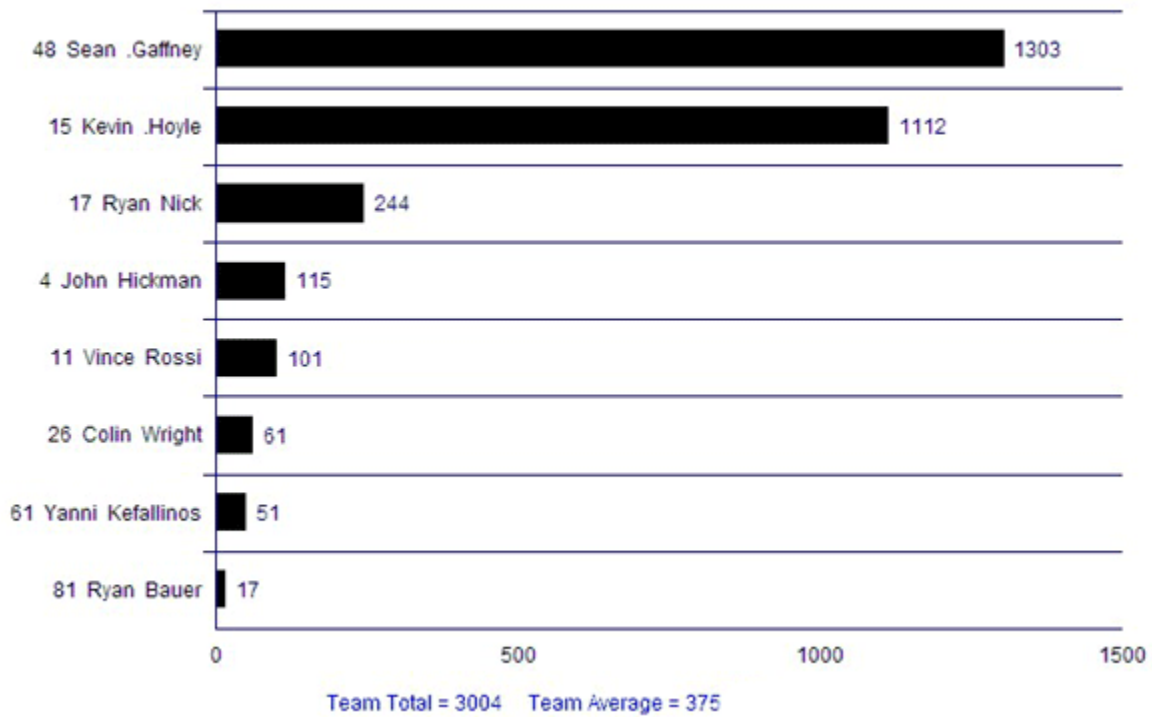
## Shooting Percentage

71 Games with All Teams from Sep 12 2008 to Apr 04 2009



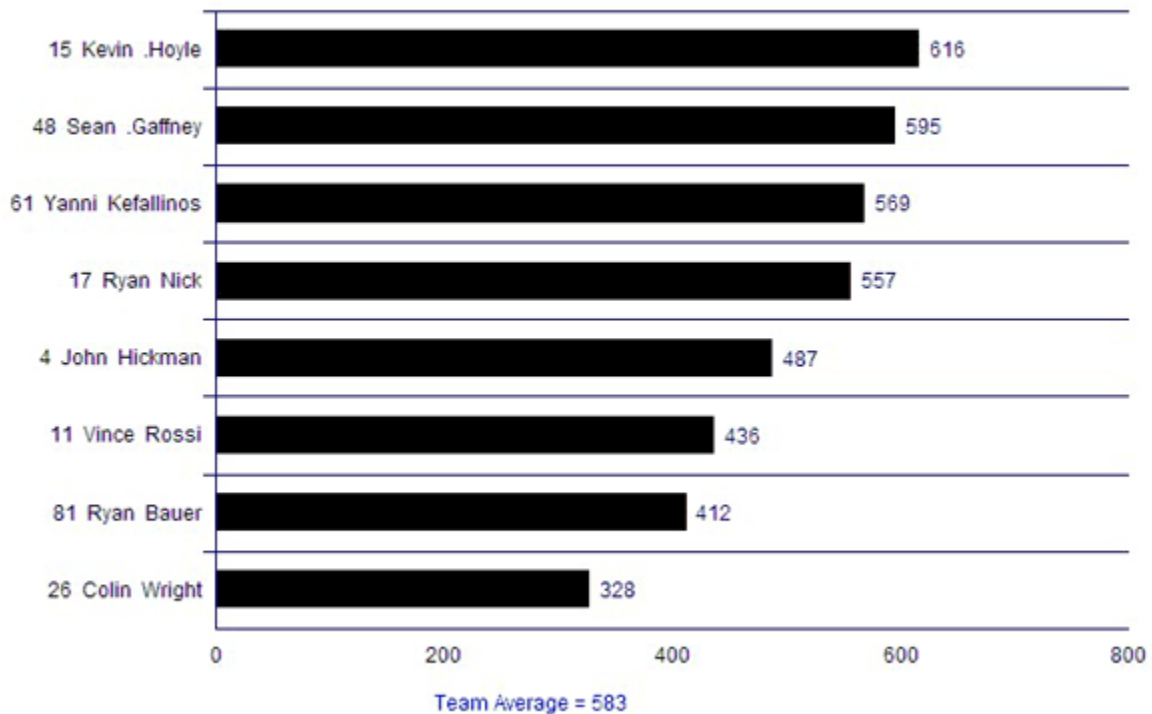
## Total Face-offs

71 Games with All Teams from Sep 12 2008 to Apr 04 2009



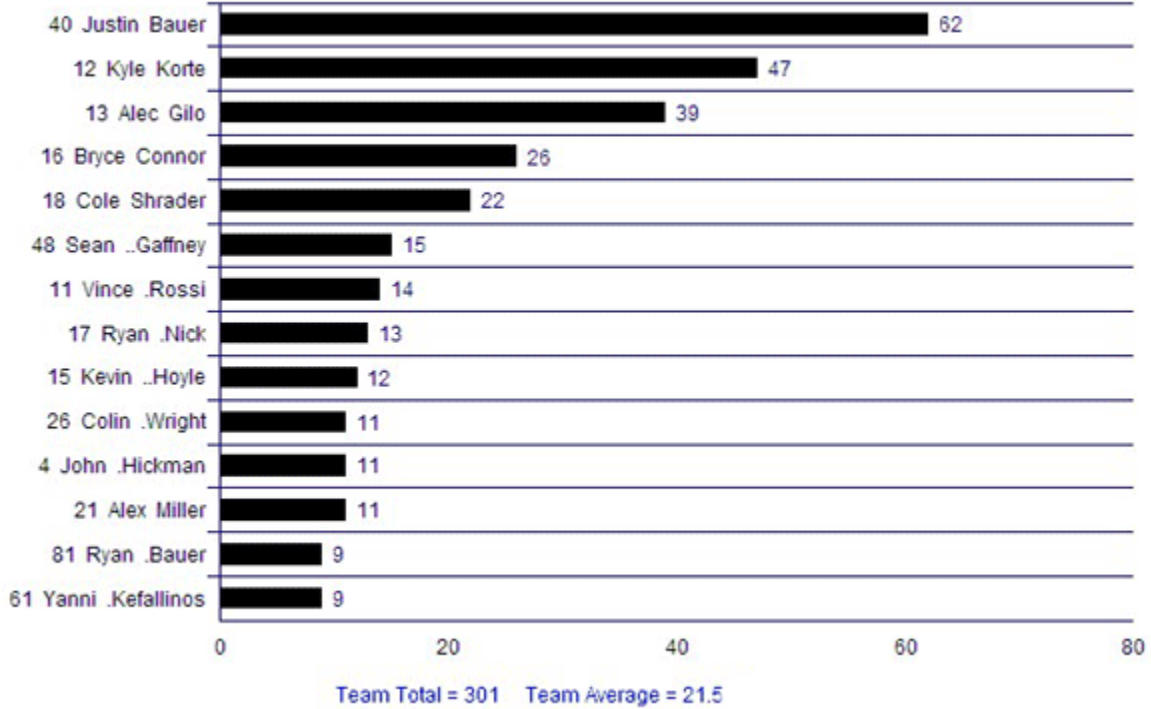
## Face-off Win%

71 Games with All Teams from Sep 12 2008 to Apr 04 2009



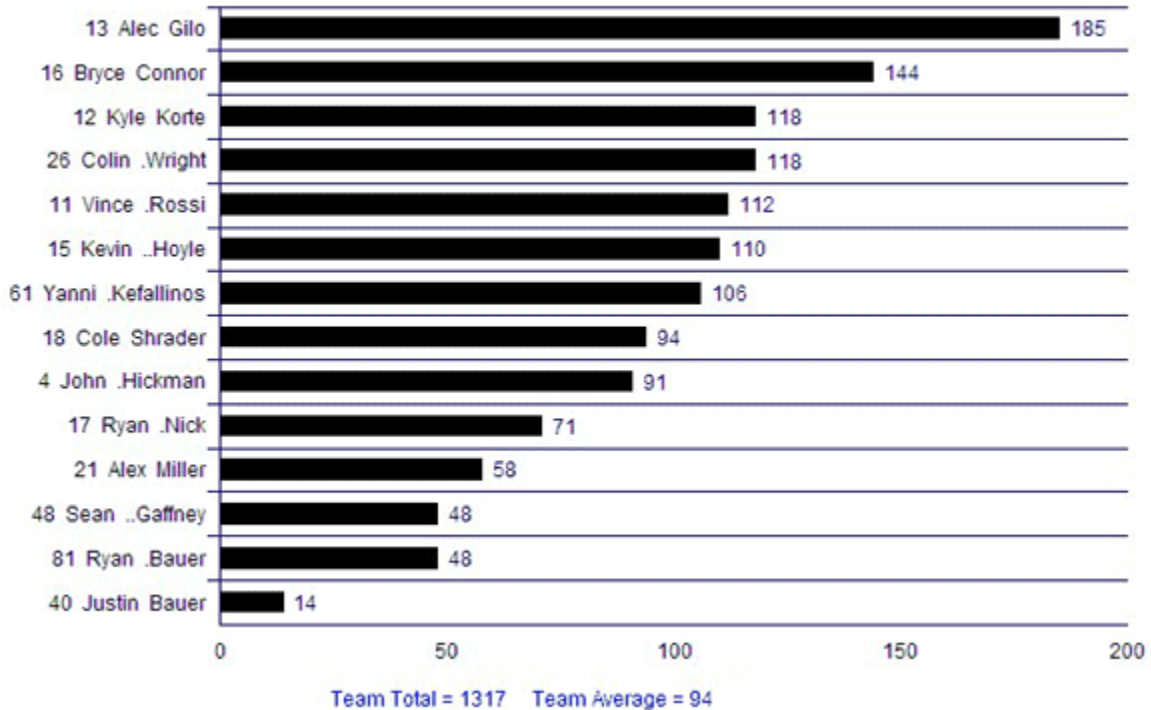
## Blocked Shots

71 Games with All Teams from Sep 12 2008 to Apr 04 2009



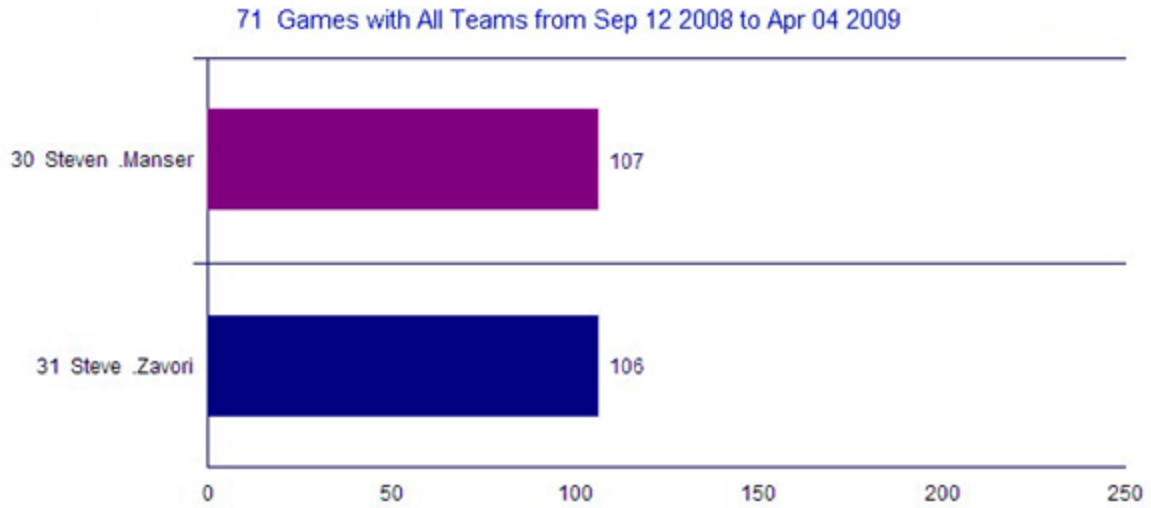
## Penalty Minutes

71 Games with All Teams from Sep 12 2008 to Apr 04 2009

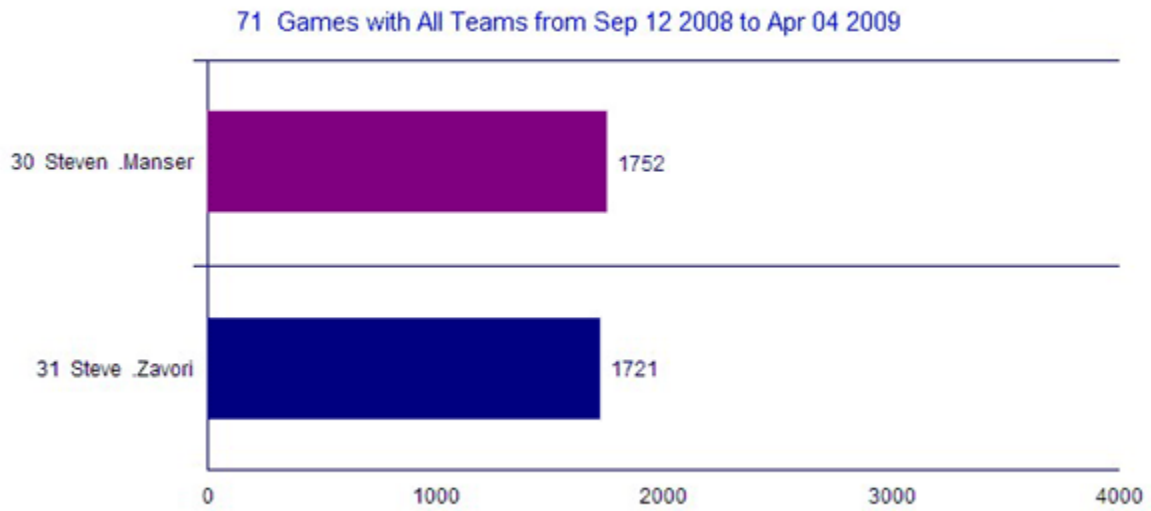


## Canton Crush Goaltender Stats

### Periods Played

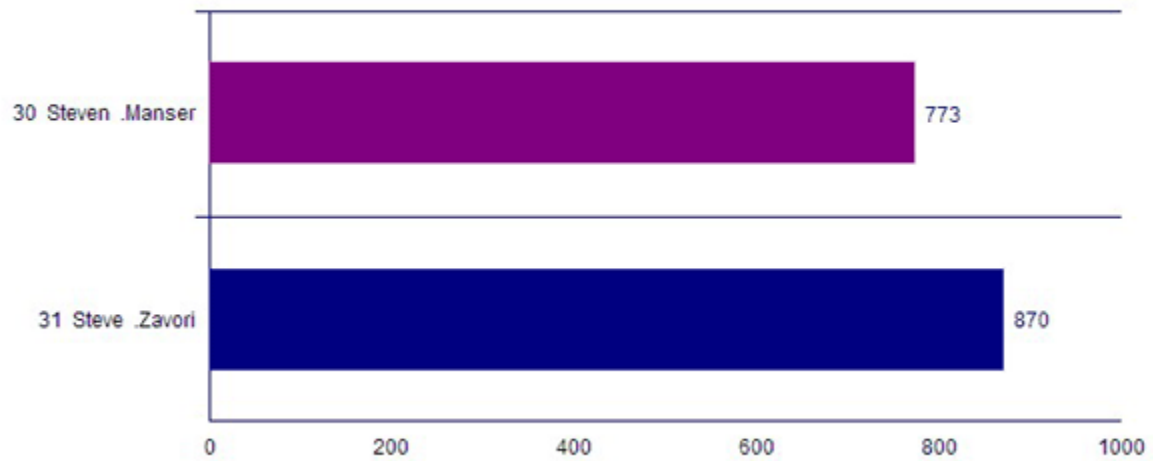


### Minutes Played



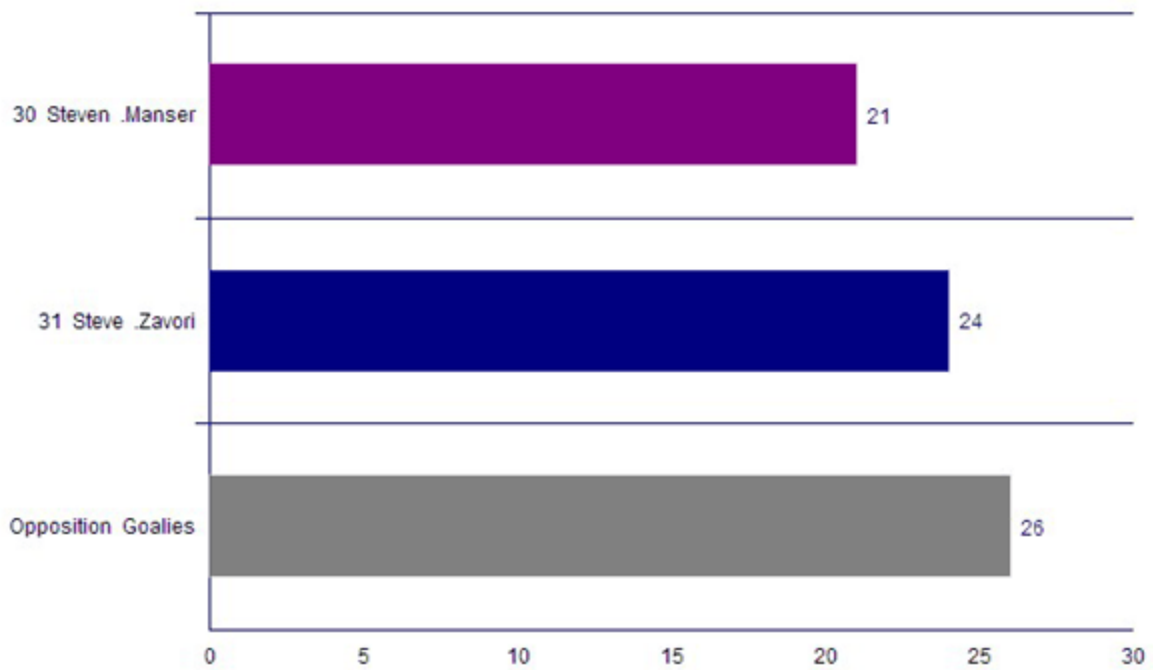
## Total Shots Faced

71 Games with All Teams from Sep 12 2008 to Apr 04 2009



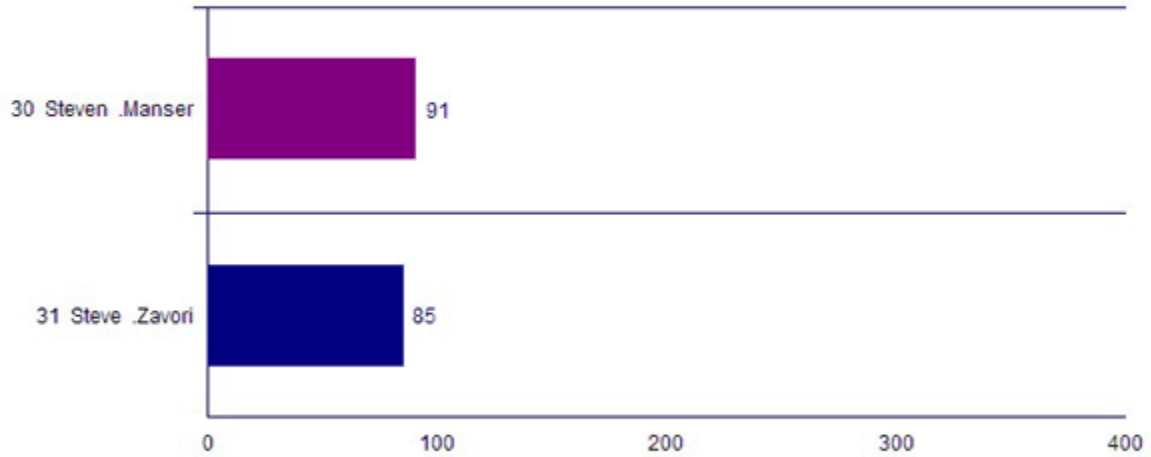
## Shots Faced per game

71 Games with All Teams from Sep 12 2008 to Apr 04 2009



## Total Goals Against

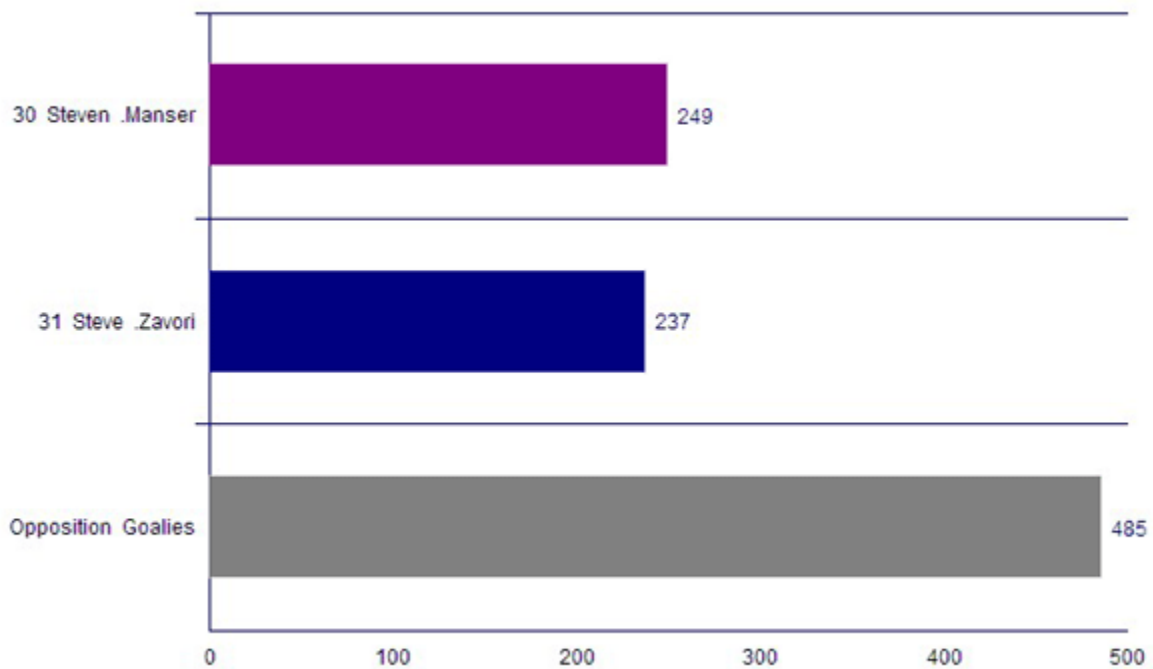
71 Games with All Teams from Sep 12 2008 to Apr 04 2009



## Goals Against Average (GAA) per game

Note: The smaller the number, the better. (i.e. 198 = 1.98 GAA/game, 450 = 4.50 GAA/game)

71 Games with All Teams from Sep 12 2008 to Apr 04 2009



## Total Saves

71 Games with All Teams from Sep 12 2008 to Apr 04 2009



## Save Percentage (%)

Note: The larger the number, the better. (i.e. 913 = 91.3%, 782 = 78.2% )

71 Games with All Teams from Sep 12 2008 to Apr 04 2009

